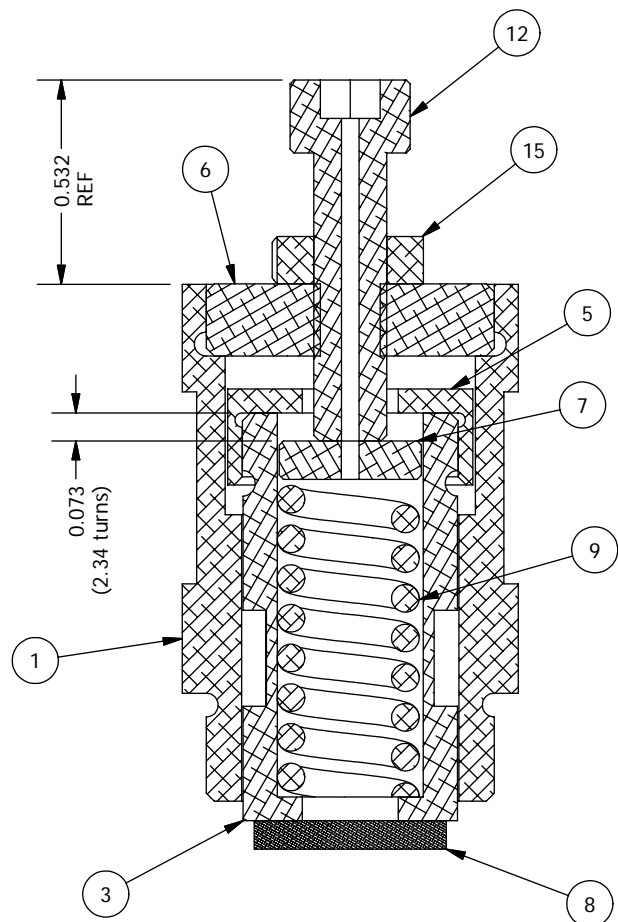
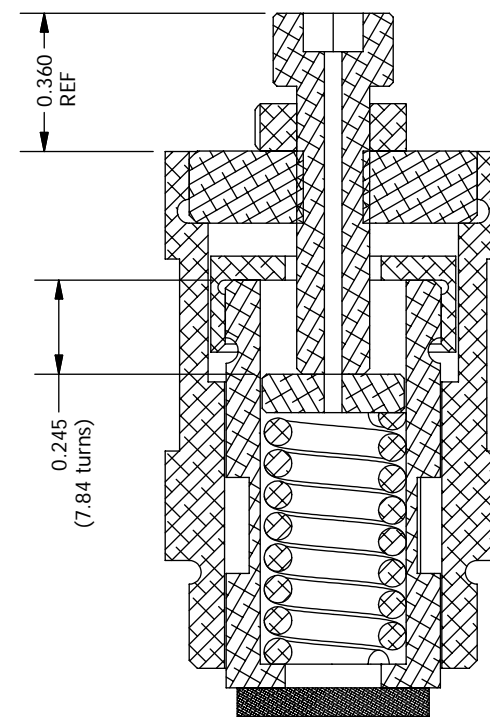


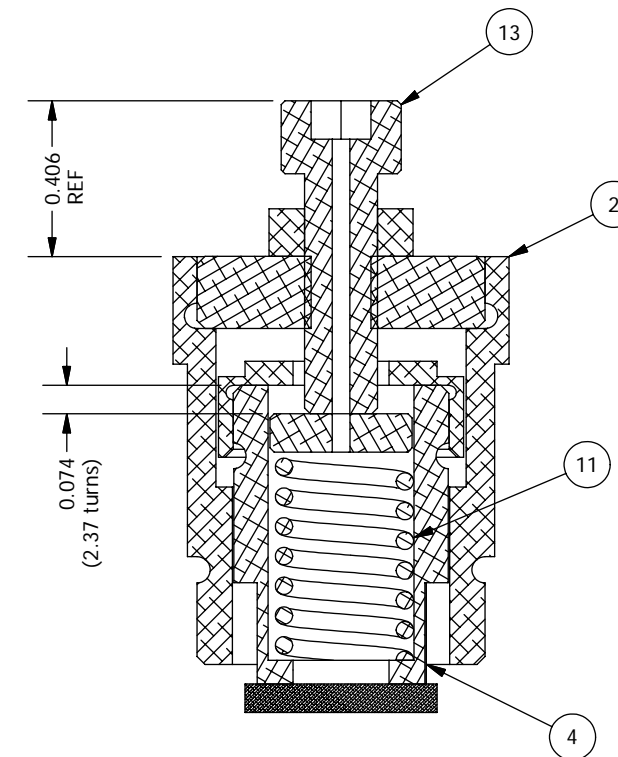
**PFS00006**  
Prism Axial Spring Plunger  
Assembly  
(2 required)



**PFS00007**  
Grating Lateral Spring Plunger  
Assembly  
(2 required)



**PFS00008**  
Grating Longitudinal Spring  
Plunger Assembly  
(1 required; same as PFS00007  
except adjustment)



**PFS00009**  
Grating Axial Spring Plunger  
Assembly  
(4 required)

**NOTES**

1. Compliant pads consist of  $\varnothing 0.50 \times 1/16$ " thk silicone rubber (MCM8632K42) between UHMW polyethylene tape (MCM76445A12) and silicone/acrylic double-coated tape (MCM77215A13). Adhere double stick tape to aluminum parts. UHMW contacts glass. Total estimated thickness 0.074.

ITEM	QTY	DESCRIPTION	PART NUMBER	ITEM	QTY	DESCRIPTION	PART NUMBER
15	1	Hex Nut 10-32 UNF	-	7	1	Plunger Spring Disk	PFS11032
14	2	Set Screw 10-32x0.75 UNF	-	6	1	Grating Plunger Body Cap	PFS11031
13	4	SHCS 10-32x0.625 UNF vented	-	5	1	Grating Plunger Piston Cap	PFS11030
12	1	SHCS 10-32x0.75 UNF vented	-	4	4	Grating Plunger Piston, Short	PFS11029
11	4	Compression Spring MCM9434K82	-	3	1	Grating Plunger Piston, Long	PFS11028
10	2	Die Spring MCM9296K11	-	2	4	Grating Plunger Body, Short	PFS11027
9	1	Die Spring MCM9588K11	-	1	1	Grating Plunger Body, Long	PFS11026
8	1	Compliant Pad (see note)	-				
Parts List				Parts List			

**THE OBSERVATORIES  
OF THE CARNEGIE INSTITUTION OF WASHINGTON**  
813 Santa Barbara Street  
Pasadena, CA 91101

MATERIAL		UNLESS OTHERWISE SPECIFIED FRACTIONAL DECIMAL ANGULAR +/- 1/32 .XX +/- 0.01 +/- 0.1 DEG .XXX +/- 0.002 GOAL .XXX +/- 0.005 REQD BREAK SHARP EDGES MACHINED SURFACES 125	
EST WEIGHT			
SCALE		2:1	
DWN	CRANE	6/14/2006	
APVD	BY	DATE	
SHEET	DRAWING NUMBER	SHT 1	REV
B	PFS00006-9	OF 1	1

**P** lanet  
**F** nder  
**S** pectrograph

**Spring Plunger  
Assembly**